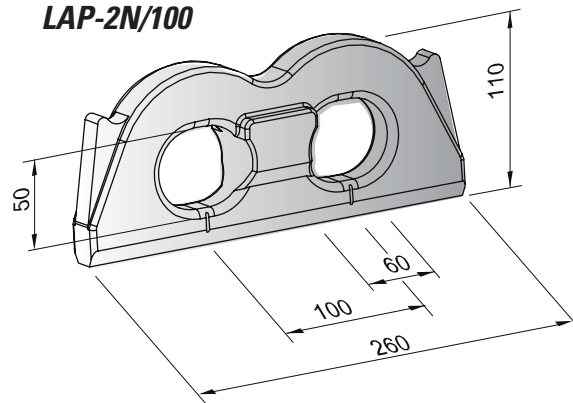
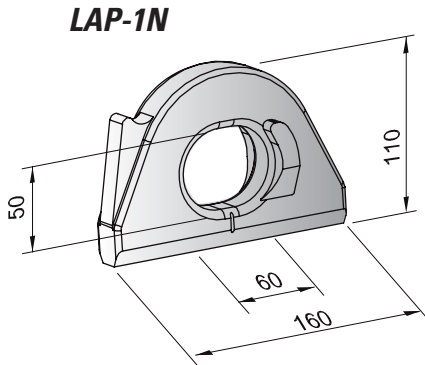


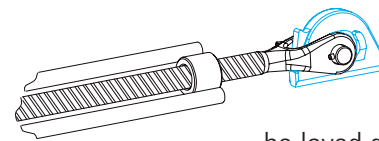
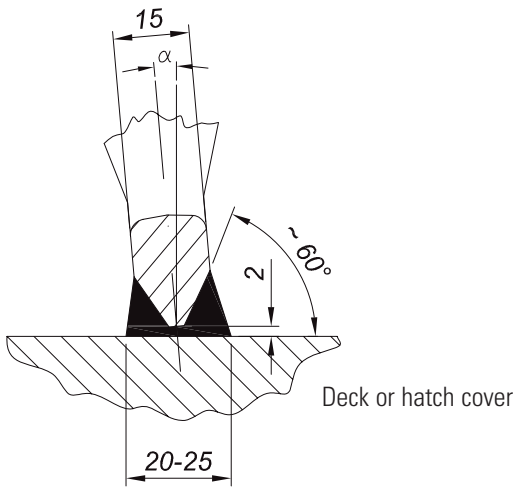
HORN TYPE LASHING PLATES



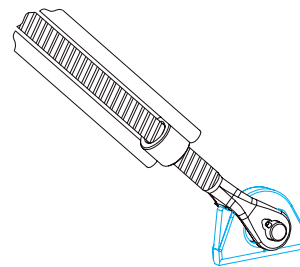
Welding recommendation

The angle α depends on the distance between the lashing plate and the container front.

Because of special horn design and oval hole the turnbuckle can either:



- be layed down horizontally



or:

- parked upright in diagonal direction.

Specification

- Min. breaking load 500 kN
- Approval from any classification society
- Welding chamfer
- Drop forged execution
- Made of high tensile steel
- Weldable inorganic zinc or epoxy shop primer
- Smoothed edges all around
- Centre marking for easy installation